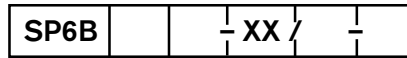


# Subplates

## D03 (Size 6) Bottom-Ported



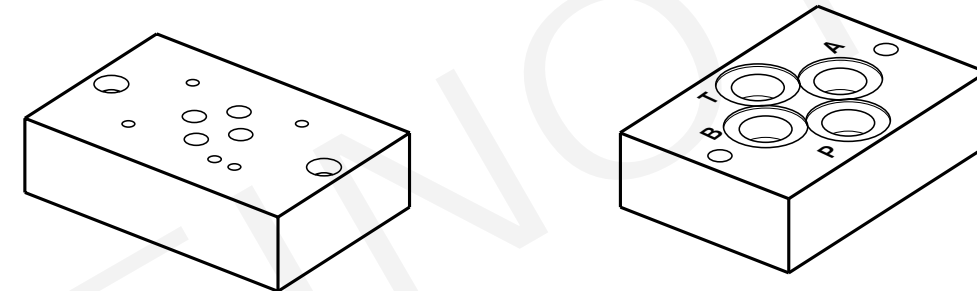
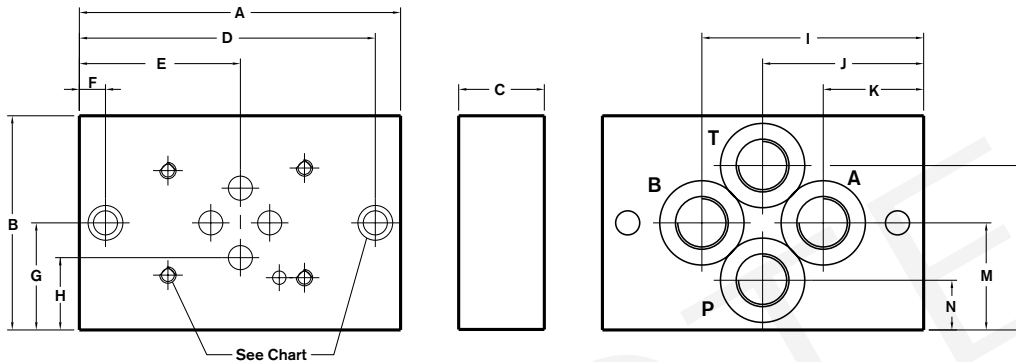
**Flow**  
 Normal  
 High  
 Extra High  
 High Pressure  
**Revision**

= N  
 = H  
 = X  
 = H  
 = XX

12 =  
 05 =  
 01 =

**Ports**  
 SAE Threaded Ports  
 NPT Threaded Ports  
 BSP Threaded Ports

**Material**  
 Aluminum 6061-T6, 3000 psi Carbon  
 Steel<sup>1</sup> 45#, 5800 psi more



| Port type     | Approx. Weight |      |
|---------------|----------------|------|
|               | Alum           | Duct |
| SP6BN-1X/...  | 0.9            | 2.4  |
| SP6BH-1X/...  | 1.4            | 3.7  |
| SP6BX-1X/...  | 2.7            | 7.2  |
| SP6BNH-1X/... | -              | 2.4  |

| Port type     | P,T & A,B Ports  |          |              | Mounting Bolts           |                          |                          | Valve Mtg.          |                       |
|---------------|------------------|----------|--------------|--------------------------|--------------------------|--------------------------|---------------------|-----------------------|
|               | 12               | 05       | 01           | 12                       | 05                       | 01                       | 05&12               | 01                    |
| SP6BN-1X/...  | 9/16-18<br>SAE-6 | NPT 1/4" | G (BSP) 1/4" | 1/4-20 x 0.75 LG<br>SHCS | 1/4-20 x 0.75 LG<br>SHCS | M6-1.0 x (20) LG<br>SHCS |                     |                       |
| SP6BH-1X/...  | 3/4-16<br>SAE-8  | NPT 3/8" | G (BSP) 3/8" | 1/4-20 x 0.75 LG<br>SHCS | 1/4-20 x 0.75 LG<br>SHCS | M6-1.0 x (20) LG<br>SHCS | 10-24<br>x 0.50 DP  | M5-0.8<br>x (12.7) DP |
| SP6BX-1X/...  | 7/8-14<br>SAE-10 | NPT 1/2" | G (BSP) 1/2" | 1/4-20 x 0.75 LG<br>SHCS | 1/4-20 x 0.75 LG<br>SHCS | M6-1.0 x (20) LG<br>SHCS |                     |                       |
| SP6BNH-1X/... | -                | NPT 1/4" | -            | -                        | 1/4-20 x 0.75 LG         | -                        | 1/4-20<br>x 0.50 DP | -                     |

| Dimension | A    | B    | C    | D    | E    | F    | G    | H    | I    | J    | K    | L    | M    | N    |
|-----------|------|------|------|------|------|------|------|------|------|------|------|------|------|------|
| SP6BN...  | 3.75 | 2.50 | 1.00 | 3.46 | 1.88 | 0.31 | 1.25 | 1.66 | 2.59 | 1.88 | 1.17 | 1.92 | 1.25 | 0.58 |
| SP6BH...  | 4.00 | 3.00 | 1.19 | 3.77 | 2.00 | 0.22 | 1.50 | 1.91 | 2.94 | 2.00 | 1.05 | 2.17 | 1.50 | 0.83 |
| SP6BX...  | 5.00 | 4.00 | 1.38 | 4.67 | 2.50 | 0.34 | 2.00 | 2.41 | 3.58 | 2.50 | 1.42 | 3.14 | 2.00 | 0.86 |

Mounting hardware is supplied. Valve mounting hardware must be ordered separately.

1) Blackening

All dimensions in inches